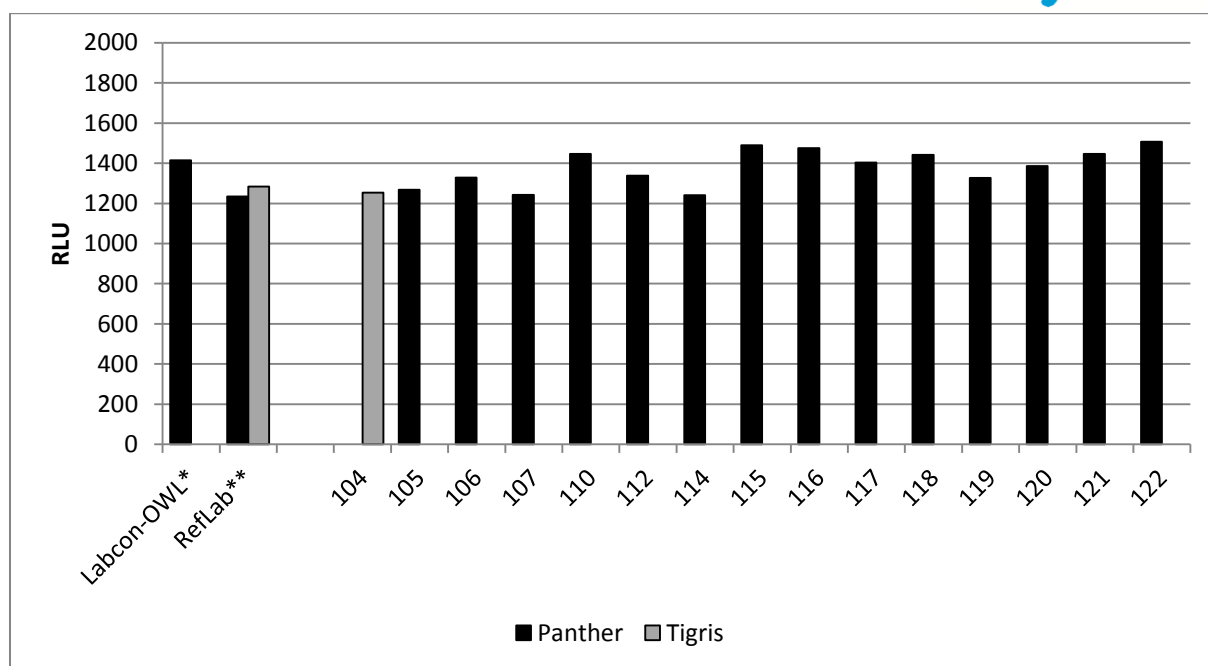


Overview

Sample 2014-01: CT negative/NG positive

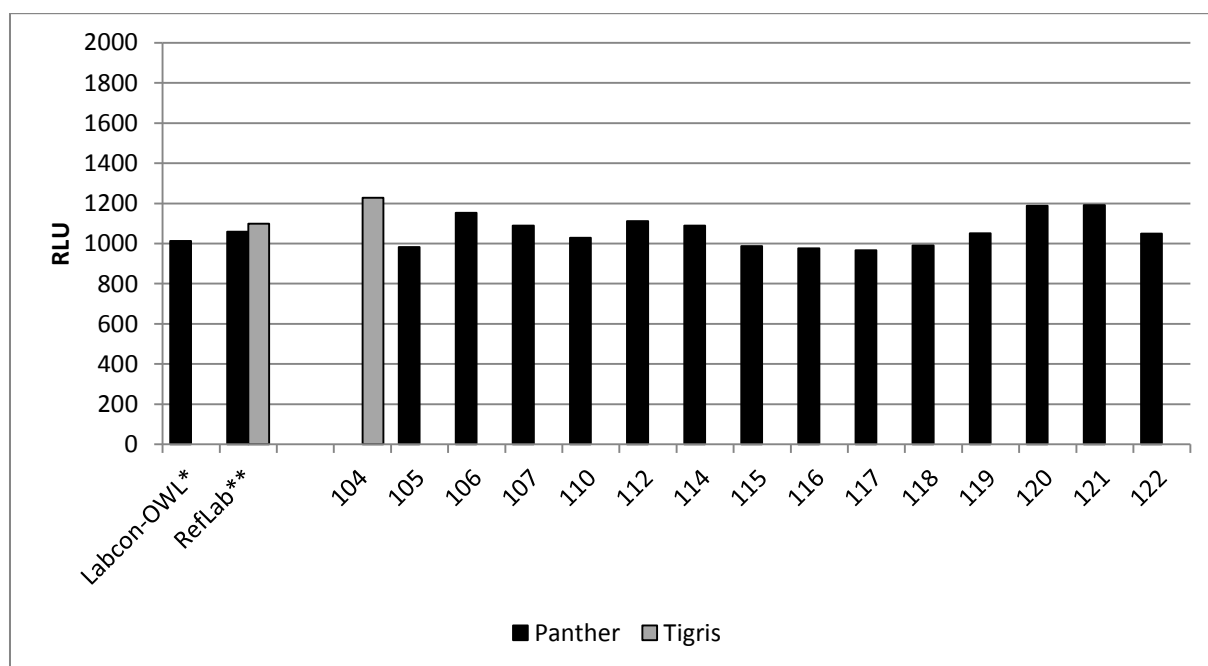


	RLU Panther	RLU Tigris
Labcon-OWL*	1415	
RefLab**	1235	1284
104		1254
105	1268	
106	1329	
107	1243	
110	1446	
112	1338	
114	1240	
115	1490	
116	1475	
117	1403	
118	1441	
119	1327	
120	1385	
121	1447	
122	1507	

*RLU value determined before shipment of the external quality assessment by Labcon-OWL

**Reference laboratory HOLOGIC (USA)

Sample 2014-02: CT positive/NG negative



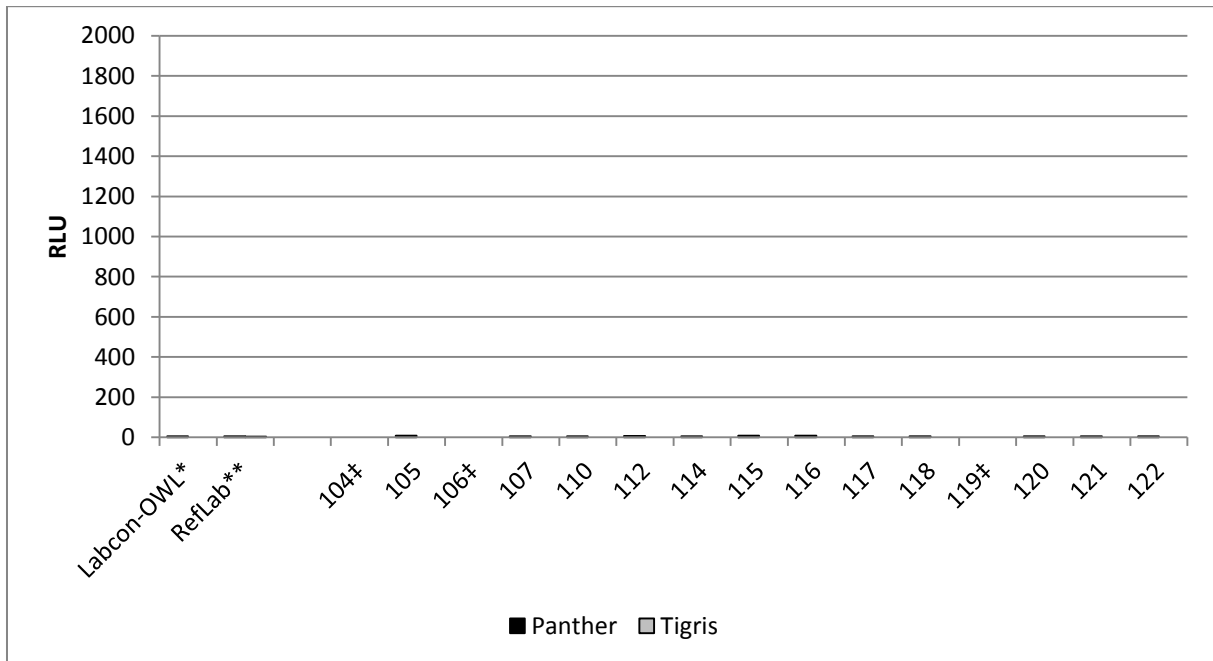
	RLU Panther	RLU Tigris
Labcon-OWL*	1013	
RefLab**	1059	1099
104		1228
105	982	
106	1153	
107	1090	
110	1028	
112	1111	
114	1090	
115	987	
116	976	
117	966	
118	990	
119	1051	
120	1188	
121	1192	
122	1050	

*RLU value determined before shipment of the external quality assessment by Labcon-OWL

**Reference laboratory HOLOGIC (USA)



Sample 2014-03: CT/NG negative



	RLU Panther	RLU Tigris
Labcon-OWL*	5	
RefLab**	6	4
104‡		-
105	9	
106‡	-	
107	5	
110	6	
112	7	
114	5	
115	8	
116	8	
117	6	
118	6	
119‡	-	
120	6	
121	6	
122	6	

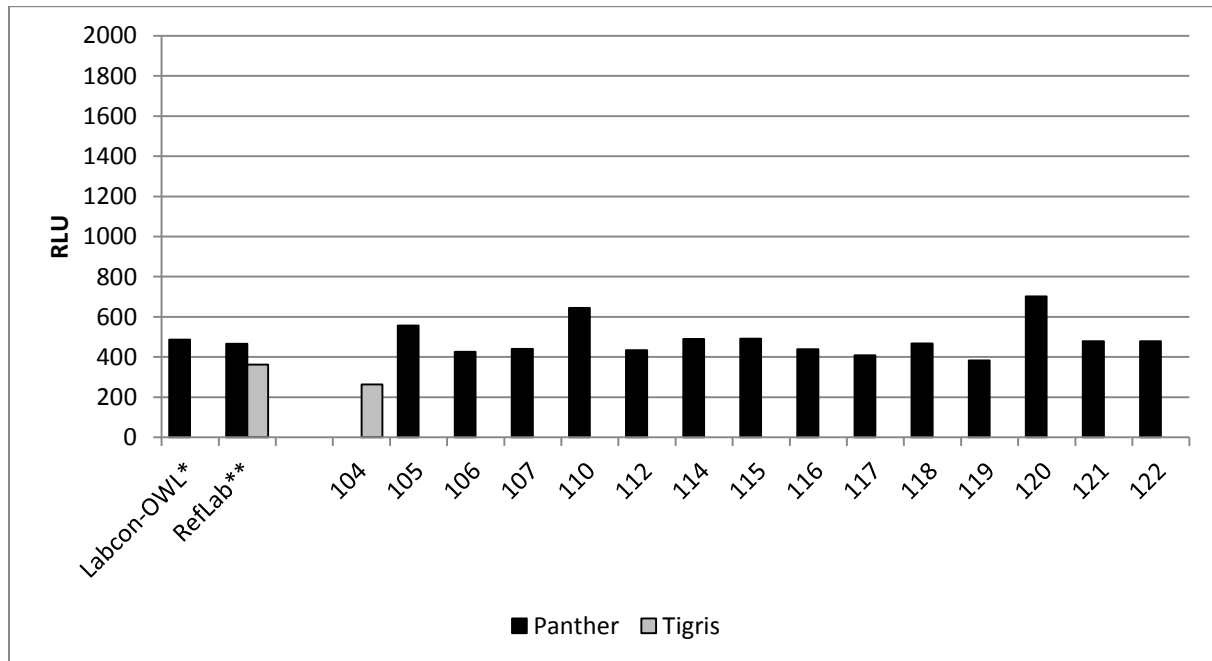
*RLU value determined before shipment of the external quality assessment by Labcon-OWL

**Reference laboratory HOLOGIC (USA)

‡No information about RLU values



Sample 2014-04: CT negative/NG positive



	RLU Panther	RLU Tigris
Labcon-OWL*	487	
RefLab**	466	363
104		264
105	557	
106	426	
107	440	
110	644	
112	435	
114	490	
115	492	
116	439	
117	409	
118	467	
119	384	
120	702	
121	479	
122	479	

*RLU value determined before shipment of the external quality assessment by Labcon-OWL

**Reference laboratory HOLOGIC (USA)